

4th Grade Curriculum Night

August 29, 2017

Science

A dark blue, solid-colored shape that starts as a thin line at the bottom left and expands diagonally upwards to the right, filling the bottom right portion of the page.

StemScopes

StemScopes is our online science curriculum. Students are able to use our 1:1 Chromebooks to pace themselves during their activities. Extension websites are provided to students if they finish early.

Sometimes I will assign StemScopes for homework. These usually can be done in less than 10 minutes, but require online access.

Science Topics

Some of the topics we cover in 4th grade:

- Mixtures and Solutions
- Electricity, conductors, and insulators (circuits)
- Slow changes to earth's surface (weathering, erosion, deposition)
- Predicting patterns on earth (tides, shadows, moon phases)
- Producers, consumers, decomposers, and food webs
- Animal adaptations

Our Science Approach

Students will do hands on science when applicable. Many of our assignments are online.

Near the end of some topics, students will work together to create Google Slides presentations. We do this to show understanding of a particular topic. They are able to present their Slides to their classmates, and you can even see their work at home.

Reading

A dark blue, solid-colored shape that starts as a thin line at the bottom left and expands diagonally upwards to the right, filling the bottom right portion of the page.

Curriculum Overview

- Teaching basic comprehension skills through novels (Literary Text)
 - Character Analysis
 - Inferring
 - Summarizing/Retelling
 - Vocabulary Development
 - Story Elements
 - Point of View
 - Determining Themes
 - Author's Craft
 - Questioning

Curriculum Overview

- Teaching basic comprehension skills through nonfiction text
 - Inferring
 - Summarizing/Retelling
 - Vocabulary Development
 - Author's Craft
 - Questioning
 - Text Features/Media Literacy

30 Book Challenge

Poetry Anthology 3

Traditional Literature 2

Realistic Fiction 3

Historical Fiction 2

Fantasy 2

Science Fiction 2

Mystery 2

Informational Texts 3

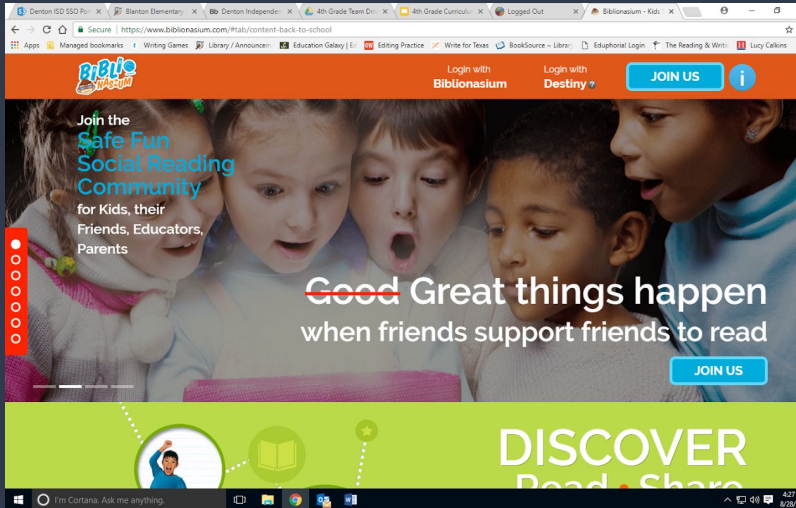
Biography, Autobiography, Memoir 2

Graphic Novel 2

Magazine 2

Chapter Book Free Choice 5

Biblionasium






The screenshot shows the Biblionasium website homepage. At the top, there is a navigation bar with the Biblionasium logo on the left, and links for "Login with Biblionasium", "Login with Destiny", and a "JOIN US" button. Below the navigation bar is a large banner image featuring a group of diverse children looking at a book. The text on the banner reads "Join the Safe Fun Social Reading Community for Kids, their Friends, Educators, Parents" and "Good Great things happen when friends support friends to read". A "JOIN US" button is also present in the bottom right of the banner. At the bottom of the page, there is a green section with the text "DISCOVER Read + Share" and an icon of a person reading.

- **Username and passwords are in your child's agenda**
- **Uses:**
 - **Keep up with books they are reading**
 - **Keep up with a reading log**
 - **Document books that have been read completely**
 - **Chart books on the 30 Book Challenge**

Why should kids read 20 minutes every night?

WHY READ 20 MINUTES AT HOME?

Student A Reads	Student B Reads	Student C Reads
❖ 20 minutes per day.	❖ 5 minutes per day.	❖ 1 minute per day
❖ 3,600 minutes per school year.	❖ 900 minutes per school year.	❖ 180 minutes per school year.
❖ 1,800,000 words per year.	❖ 282,000 words per year.	❖ 8,000 words per year.
		
❖ Scores in the 90 th percentile on standardized tests.	❖ Scores in the 50 th percentile on standardized tests.	❖ Scores in the 10 th percentile on standardized tests.

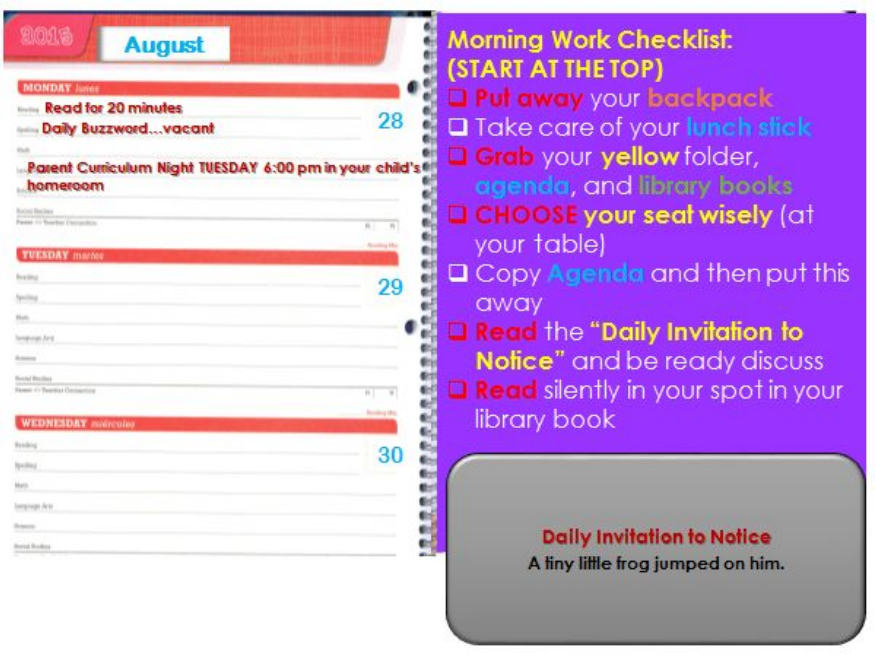
If they start reading for 20 minutes per night in Kindergarten, by the end of 6th grade, Student A will have read for the equivalent of 60 school days, Student B will have read for 12 school days, and Student C will have read for 3.

(Nagy and Herman, 1987.)

WANT TO BE A BETTER READER? SIMPLY READ.

Agenda

A dark blue diagonal shape that starts from the bottom left corner and extends towards the top right corner, covering the bottom half of the slide.



**Morning Work Checklist:
(START AT THE TOP)**

- Put away your backpack
- Take care of your lunch slick
- Grab your yellow folder, agenda, and library books
- CHOOSE your seat wisely (at your table)
- Copy Agenda and then put this away
- Read the "Daily Invitation to Notice" and be ready discuss
- Read silently in your spot in your library book

Daily Invitation to Notice
A tiny little frog jumped on him.

- Displayed on the screen every morning
- Students must work through the checklist
- Student's responsibility ~ Teachers want to hold students responsible to share with parents daily to review content
- Guide to share homework and skills worked on at school